
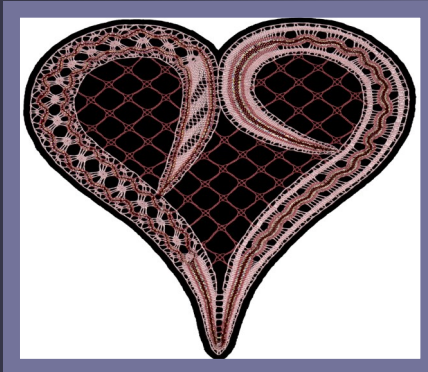

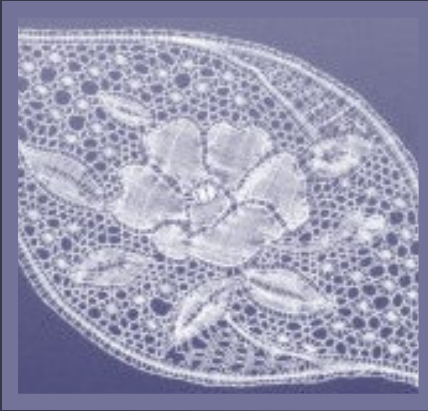


10th Annual

Winter Lace Conference



February 12–14, 2016

Plus an “add-on” additional day with
your teacher on
February 15

AND

**EXTRA Pre-Conference Workshops on
February 12**

With

**Louise Colgan, Susie Johnson,
and Jean Leader**

For more information, contact Betty Ward at 1-714-522-8118 or betnor@aol.com OR Belinda Belisle at 1-562-596-7882 or belis92645@aol.com

*Join us for lace classes,
vendors, special
speaker, and a LOT OF
FUN for the . . .*

10th Annual WINTER LACE CONFERENCE!

Happy 10th Year Anniversary to the Winter Lace Conference! This is the year to celebrate—10 years of great lacing and wonderful lace friends! Many of you have attended since the start. We thank you for your support—the event would not be what it is without YOU.

For our anniversary, we are excited to present classes with an international flair. This year, we have teachers from Japan, Ireland, the United Kingdom, as well as the United States! We think you will have trouble deciding which class to take.

We are excited to present the lineup for the 10th Annual Winter Lace Conference. Back by popular demand are Louise Colgan, Susie Johnson, and Sandi Woods. New to our slate are Máire Treanor, who brings to us a wealth of knowledge on the history and technique of Irish Clones lace; Kumiko Nakazaki, who is one of the experts in Binche and Flanders; and Jean Leader, who shares her expertise in beautiful needle lace—as well as special “not-to-miss” workshops in neat starts and finishes and attaching lace!

Back again is our vendor hall packed with lace supplies, an educational and fun-filled banquet presentation, our raffle, plus

- Special Friday workshops for those wanting one-on-one teacher time in MILANESE or WITHOF (and a potpourri of lace) or those wanting to learn to improve their starts and finishes and how to attach the finished lace.
- Our traditional Sunday brunch.
- The early opening of the vending hall on Friday evening!

Friday February 12, 2016

EXTRA CLASSES

Milanese Workshop with Louise Colgan
OR

Withof Workshop with Susie Johnson
OR

Special Half-day
Workshops with Jean Leader:

- Neat Starts and Finishes
- Attaching Lace

Take one workshop or both!

R&R—Registration and Reception

Vendor Hall Opens

Saturday February 13, 2016

- Classes
- Vendor Hall
- Luncheon

Sunday February 14, 2016

- Brunch
- Classes
- Vendor Hall
- Banquet and Special Presentation

Monday February 15, 2016

**EXTRA: Add-on another day
with your teacher!**

**Special Banquet
Presentation**

**Clones Lace
Máire Treanor**

Máire Treanor, who lives in Clones, Ireland, has been researching and designing Clones Lace, an Irish Crochet, since she revived this beautiful and creative lace in the late 1980s. Máire enjoys traveling and researching how Irish Crochet was made in other countries, and her unique skill has brought her to various parts of the United States and Europe.




Clones Lace is an Irish Crochet lace, named after the town where it was marketed, developing its own character since 1847. At the height of the Great Irish Famine, women and children became the main earners in thousands of families in the Clones area. Within a short period, nearly every family in the area was involved in its production. Supplying fashion markets in Dublin, London, Paris, Rome, New York, and San Francisco, Clones soon became the most important center of crochet lace making in the north of Ireland, while Cork was the leading center in the south of the country.

Máire is the author of *Clones Lace – the Story and Patterns of an Irish Crochet* Mercier Press (Cork) 2002, *Lacis* (Berkeley) 2010 and a dvd – *Irish Crochet and Clones lace*, which was released in 2012. In August 2013, Interweave Press also published an ebook compilation of her articles and patterns on Clones Lace in *Interweave Crochet* over five issues.

Through her very interesting PowerPoint presentation, Máire will talk us through how she has discovered Irish Crochet lace-inspired traditions in various parts of Europe and her International Clones Lace Workshops in Ireland, Europe, and the States, showing us samples of her antique and modern Irish Crochet collection.

You will not want to miss Máire's presentation on the history of this fascinating lace.



THE RAFFLE COMMITTEE CAN USE YOUR HELP...

If you have an item or two you would like to
contribute to the raffle, please let us know.

Contact Betty Ward at 1-714-522-8118 or betnor@aol.com

OR Belinda Belisle at 1-562-596-7882 or belis92645@aol.com

The Classes—An International Line Up

Milanese Lace—All Levels

Teacher: Louise Colgan (U.S.)

Milanese is a free-flowing form of tape lace characterized by special decorative stitches that become integral features of each design. The creative nature of this type of lace makes it suitable for both traditional and contemporary interpretation. This course will cover all levels of Milanese techniques. A wide variety of patterns will be provided to suit both new and continuing Milanese students. Lacemakers will be given the option of using colored threads to make their own unique pieces from the selected patterns. As with other similar free-style laces, individual interpretation of each pattern is part of the learning process. A solid foundation in basic Bobbin Lace skills is required. Ability to read diagrams is also recommended. *Note: New and continuing Milanese students are welcome! UFOs from a previous workshop with Louise may also be included.*



Louise Colgan is a lacemaker, designer, and teacher with experience in a broad range of Bobbin Lace techniques. She began making lace in 1985 and has been teaching for over 25 years. She has served on the Board of the International Organization of Lace, Inc. as President, 1st and 2nd Vice Presidents, Southwest Regional Director, and Grants Committee Chair. She is currently Chair Proficiency Program Committee. Louise has taught Bobbin Lace classes at many I.O.L.I. Conventions, plus workshops for U.S. members of O.I.D.F.A. and a wide variety of regional guilds. In 2012, she was invited to teach workshops at the Australian Lace Guild's National Conference in Sydney and for the Tasmanian State Branch. In her capacity as a lacemaker and designer, Louise has exhibited her work both locally and internationally. She is a participant in the International Poppy Project, an ongoing traveling exhibition that began in 2009. Her designs have been presented in the *LACE EXPRESS* magazine and the I.O.L.I. *BULLETIN*. Additionally, she has published three books of original patterns and has made an instructional video on Milanese Lace through Hensel Productions.

Binche and Flanders Lace—Beginning and Continuing

Teacher: Kumiko Nakazaki (Japan)



Kumiko says she arrived in Brugge in 1989, where she studied lace at the Kantcentrum. She began to teach lacemaking after completing the Teachers' Course. Kumiko is well known for her many pattern books in both Binche and Flanders and her successful teaching of bobbin lace.

Binche is a continuous lace with a variety of grounds and filings. There will be a number of Binche original designs available to choose from after consultation with the teacher or patterns may be chosen from Kumiko's book. Students preferring to work on designing Binche, should bring pencils, tracing paper, etc.

If your preference is for Flanders lace, Kumiko will gladly help you.

Sing Willow, Willow, Willow, While Lacemaking in Color—Beginning and Continuing

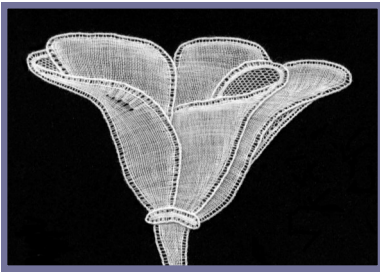
Teacher: Sandi Woods (UK)

This is your opportunity to learn color placement and shading techniques from a true lace artist. Sandi is returning by popular demand and has prepared a selection of patterns from her booklet, *Sing Willow...Willow...Willow...*, suitable for all levels of ability and lacemaking experience.

Beginners to Milanese braids and the less experienced will find the eight "Gilded Leaves" interesting and fun to work. Using a variety of the most useful weaves, you will create a piece emulating leaves sculpted from gilded metal.



Intermediate to Advanced lacemakers may select from three further pattern choices, even a small flock of birds from the same booklet, or may prefer to continue with one of Sandi's patterns. Arrangements for specific patterns will be made with Sandi prior to the workshop. *Contact Sandi for further details of these suggested patterns. (www.sandiwoods.com or email: tosandiwoods@gmail.com)*



Withof and a Potpourri of Lace—All Levels

Teacher: Susie Johnson (U.S.)

This class has been designed for the student who is looking for something just a bit different. Projects for a variety of laces will be on the menu, including the beautiful art nouveau designs of Withof, historic and airy Brussels Duchesse, 's Gravenmoerse with its unusual half stitch, traditional Torchon, and the always lovely geometric Bucks. Looking for help with tension or understanding the logic of your lace? Happy with your lace but feeling the need to tweak it? This is the place for you. And don't forget the UFO opportunities in this class! Upon request

and approval, students are welcome to pursue other laces, including help with stalled or long-awaited projects.

Since she started making lace in 1981, Susie pursued the serious study many different types of laces with different teachers from a number of different countries. Although best known for her work in Withof, she has also been teaching many other laces for over 20 years at events such as IOLI conventions, The Winter Lace Conference, the Finger Lakes Lace Days in Ithaca, and Lace at Sweet Briar, as well as twice-weekly classes at home. Her work has been exhibited internationally, and she has been the co-coordinator of the International Poppy Project.

Needle Lace—Beginner to Advanced

Teacher: Jean Leader (UK)

Needle lace developed in the sixteenth century and soon became an essential fashion item on which vast sums of money were spent. Over the next 300 years, the need to keep in step with changing fashions lead to the continuous development of new styles of lace and the techniques used to make them.

Needle lace is made up of buttonhole stitches linked to each other and to foundation threads, couched to a backing, which outlines the pattern. Different effects can be achieved in various ways. The foundation threads are usually covered with buttonhole stitches and often decorated with picots.

Jean has studied the techniques used in old needle laces. Today, she uses the techniques to work in a contemporary way with colored threads and often adds embellishments such as beads. Students can choose whether to work in classic or contemporary styles.

Needle lace beginners will be introduced to the basic techniques with a series of small pieces, which can be used individually as earrings or linked together to make bracelets, dress decorations or flowers. Students with some experience will learn techniques for working patterns with several sections, and a variety of other stitches. Advanced students will be able to explore taking motifs from old laces and re-working them in a form suitable for today.



Clones Lace and Irish Crochet – Beginners and Improvers

Teacher: Máire Treanor (Ireland)

This is your opportunity to learn to make beautiful Clones Lace and Irish crochet motifs and join them in a final project. Students should be familiar with the basic crochet stitches of chain, single crochet, and double crochet in yarn. During the workshop, you will work at your own pace. *Beginners* will receive instruction on making Clones Lace jewelry and ornaments in the first couple of days, before progressing to their own project.

Improvers might like to bring some ready prepared motifs with them which they can join into a mask, collar or table center. Máire will advise on joining and finishing their piece.

Máire will also have templates for those who wish to work on a mask, collar or doily, using her book and patterns on *Clones Lace*. She will also demonstrate how to make a template. If you are able to stay for Monday classes, Máire will demonstrate how to fill between the motifs with the Clones knot and will guide you on finishing project.

Máire will provide the first spool of thread and hook; additional supplies can be purchased in class.



Confirmation of courses and supply lists will be e-mailed by January 15.

Special Pre-Conference Workshops— Friday, February 12, 2016

Do you want more time at your lace? If your answer is “YES,” you will want to sign up for one of the Friday workshops. Fee includes one-on-one instruction with the teacher, as well as lunch.

Classes have limited enrollment. Get your registration in early to reserve your seat!

ADVANCED and INTERMEDIATE MILANESE—With Louise Colgan (full day)

Louise Colgan's Friday class is offered for students wishing to work on larger pieces already in progress or to start an advanced piece that requires additional time beyond the standard conference days. We will limit the size of the group so each student will have greater opportunity for more personal attention and in-depth study.

WITHOF and a POTPOURRI of LACE—With Susie Johnson (full day)

Susie Johnson's Friday class will provide the student with more opportunity for in-depth discussions than is possible in a regular class day. This class is not for new students but is suited to all continuing people who would like to have a day where they would have more teacher time and as many questions and answers that can be crammed into one day along with technical discussions and lots of theory in addition to tweaking their work. This class is also ideal for those wanting to finish (or start) a project.

NEAT STARTS AND FINISHES—With Jean Leader (9:00 a.m. to noon)

How a piece of bobbin lace is started can make a big difference to how easy it is to finish off with all the ends hidden neatly. In this class the tutor will review various ways of starting and finishing and show how careful thought and preparation before starting can be time well spent. Samples showing starting and finishing techniques will be demonstrated and discussed but there will not be time to work them during the class. The prickings used will be included in a handout so that students can work them later. The tutor will be happy to answer any questions before and after the class.

Students should bring pen/pencil & paper for notes, and a camera if they want to take photographs.

ATTACHING LACE—With Jean Leader (1:00 p.m. to 4:00 p.m.)

You've made your beautiful lace. The next step is to attach it to fabric but you've no idea what sort of fabric, what sort of needle and thread or what stitches to use. In this class we'll discuss the different options and practice some of the stitches so that you can decide what would be best for your lace.

A kit for trying out stitches will be provided. Please bring sharp scissors.

Cancellation Policy: If you need to cancel, please tell us immediately so someone else may have your place. Requests for refunds must be made in writing to Betty Ward and must be postmarked by January 15, 2016. Refunds will be subject to a \$25 cancellation fee. We will not be able to honor requests for refunds postmarked after January 15.

The Conference Registration Form

Saturday & Sunday Class Choices

(Monday—if attending additional day)

(Workshops run concurrently; please list your choices in order of preference.)

First Choice: _____

Second Choice: _____

Photocopies are accepted. Please one person per form.

All payments in U.S. dollars.

Registrations must be postmarked ON or AFTER October 1, 2015.

For questions about registration, contact:
Betty Ward at 1-714-522-8118 or
betnor@aol.com.

Event	Indicate Choice	Price per Person	Total
Conference Registration (for those staying at the conference hotel) Registration includes Friday reception, access to the vendor hall, lunch on Saturday, and buffet breakfast on Sunday—NOTE: ALL ATTENDEES MUST REGISTER FOR THE CONFERENCE. CONFERENCE REGISTRATION FEE DOES NOT INCLUDE CLASS REGISTRATION—REGISTER FOR CLASSES BELOW.		\$75.00	
Commuter Conference Registration OR Commuter registration includes all items mentioned above.—NOTE: ALL ATTENDEES MUST REGISTER FOR THE CONFERENCE. CONFERENCE REGISTRATION FEE DOES NOT INCLUDE CLASS REGISTRATION—REGISTER FOR CLASSES BELOW.	↕	\$155.00	↕
Class Registration (Class registration covers classes for Saturday and Sunday.) Please indicate your class choice on the lines at the top of this page.		\$200.00	
Sunday Banquet & Presentation (Please indicate number of each meal—including guests.) _____ Chicken _____ Fish _____ Vegetarian <i>Diet Restrictions:</i> _____	Total number of people: _____	\$50.00 each	
Special Workshop Friday, February 12 —includes lunch for full-day classes and those taking both the morning and afternoon half-day classes. _____ Milanese (full day: \$85) OR _____ Withof/Potpourri (full day: \$85) OR _____ Neat Starts and Finishes (9 a.m. to noon: \$45) _____ Attaching Lace (1 to 4 p.m.: \$45)		\$90.00 full-day classes \$45 half-day classes each	
Monday Workshop —an <u>extra</u> class with your weekend teacher . Note: The hotel dining room is now open for those wishing to purchase lunch on Monday. There are also other dining establishments in the area.		\$65.00	
Light Rental —If you are traveling to the Conference and don't want to bring a light, we will make arrangements for light rental. Fee covers use of one light for all days registered.		\$15.00	
Special Winter Lace Conference Bobbins (Please indicate the number of bobbins for each type.) _____ Continental _____ Midlands	Total # Bobbins: _____	\$21.00 each	
			TOTAL

Name: Please PRINT clearly—your nametag will be made from this form.

Name _____

Street Address _____

City _____

State _____

Zip Code _____

Phone Number _____

Email Address _____

To reduce costs, most communication will be via e-mail. Please provide your e-mail address & remember to check your files for updates.

- Make checks payable to:
Winter Lace Conference
- Mail completed registration form and check to:

Betty Ward

7895 San Marino Drive

Buena Park, CA 90620-2394

Cancellation Policy: If you need to cancel, please tell us immediately so someone else may have your place. Requests for refunds must be made in writing to Betty Ward and must be postmarked by January 15, 2016. Refunds will be subject to a \$25 cancellation fee. We will not be able to honor requests for refunds postmarked after January 15.

The Venue

The conference is being held at the Crowne Plaza) at 3131 South Bristol, Costa Mesa, CA 92626. The Crowne Plaza is at the center of Orange County, just 1-1/2 miles from John Wayne Airport and close to the world class South Coast Plaza and Orange County Performing Arts Center complex.

1. **Make your hotel reservations directly with the Crowne Plaza at 866-437-5657.**
2. **To get the special rate, you will need to make your reservation prior to January 12, 2016.**

**Make sure you ask for the
“Winter Lace 2016” room block!**

If you wish to book rooms before or after February 11 – 15 , please contact Heather Morgan, Sales Manager, at HMorgan@CPCostaMesa.com or (714) 913-9055.



**Save this
Information.**



**Back by Popular
Demand**

-
- Sunday brunch included in your registration
 - Vending hall open Friday evening—as well as Saturday and Sunday!
 - Special Winter Lace Conference bobbins
 - Limited-enrollment workshops on Friday!



**Enroll
now!**

Winter Lace Conference

c/o Betty Ward
7895 San Marino Drive
Buena Park, CA 90620-2394



**Registration Date is
October 1, 2015!**

