
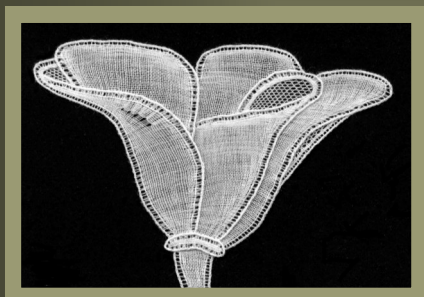


8th
Annual



Winter Lace Conference

February 14-16, 2014

**Plus an “add-on” additional day with
your teacher ON
February 17**

AND

**EXTRA pre-conference workshops on
February 14**

With

Louise Colgan or Susie Johnson

*Join us for lace classes,
vendors, special
speaker, and a LOT OF
FUN for the . . .*

8th Annual WINTER LACE CONFERENCE!

Once again, we are excited to present a stellar slate of teachers and laces—ranging from very traditional lace that will reinforce historic techniques to contemporary lace that will transport those historic techniques to works of art. We think you will agree the choice of which class to take will be hard.

We are excited to present the lineup for the 8th Annual Winter Lace Conference. Back by popular demand are Louise Colgan, Holly Van Sciver, Susie Johnson, and Betty Manfre. New to our slate are Kathy Kurchner, who will help us master bead knitting, and Dagmar Beckel-Machyckova, who will introduce us to Spanish Dolina Lace.

Back again is our vendor hall packed with lace supplies, an educational and fun-filled banquet presentation, our raffle, plus

- Special Friday workshops for those wanting one-on-one teacher time in MILANESE or WITHOF (and a potpourri of lace).
- Our traditional Sunday brunch.
- The early opening of the vending hall on Friday evening!

Once again, we look forward to bringing you this fun-packed event and to seeing you in February 2014! This is a year you will not want to miss . . .

Belinda Belisle and Betty Ward

Special Banquet Presentation



The Many Laces of Italy *Betty Manfre*

Betty Manfre is an Italian-American who has lived in Milan, Italy, for over 20 years. In 1989, she found herself living in Brussels, Belgium, with her family. Unable to work as a registered nurse, she turned her interests to lace making, learned Torchon and Duchesse, and began teaching Torchon at the American Women's Club. This quickly became a passion. On returning to Milan, near the town of Cantù, she learned to make and design Cantù lace. She continues to attend Il Giardino dei Ounti, a lace school in Milan, where she has become proficient in Cantù. She has won awards at the Gorizia and Sansepolcro International Lace Exhibitions. She has also represented her Milan lace school as a Cantù teacher in Naples, Italy. Her work has been published several times in the international magazines *Rakam* and *Ricamo Italiano*.

Many small communities throughout Italy, "Il Bel Paese," enjoy a history of lace making. Betty will touch on examples of lace from these towns, while focusing mainly on the larger lace schools and organizations.

Friday, February 14, 2014

EXTRA CLASSES

Milanese Workshop with Louise Colgan
OR
Withof Workshop with Susie Johnson

R&R—Registration and Reception
Vendor Hall Opens

Saturday, February 15, 2014

- Classes
- Vendor Hall
- Luncheon

Sunday, February 16, 2014

- Brunch
- Classes
- Vendor Hall
- Banquet and Special Presentation

Monday, February 17, 2014

EXTRA: Add-on another day
with your teacher!

The Classes

Milanese Lace—All Levels

Teacher: *Louise Colgan*

Milanese is a free-flowing form of tape lace characterized by special decorative stitches that become integral features of each design. The creative nature of this type of lace makes it suitable for both traditional and contemporary interpretation. This course will cover all levels of Milanese techniques. A wide variety of patterns will be provided to suit both new and continuing Milanese students. Lacemakers will be given the option of using colored threads to make their own unique pieces from the selected patterns. As with other similar free-style laces, individual interpretation of each pattern is part of the learning process. A solid foundation in basic Bobbin Lace skills is required. Ability to read diagrams is also recommended.

Louise Colgan is a lacemaker, designer, and teacher with experience in a broad range of Bobbin Lace techniques. She began making lace in 1985 and has been teaching for 25 years. She is a Past President of the International Old Lacers, Inc. and is now the Proficiency Program Committee Chair. As an instructor, she offers classes locally on an ongoing basis and travels extensively around the U.S., teaching at many regional conferences and annual I.O.L.I. Conventions. In the fall of 2012, she was invited to teach workshops at the Australian Lace Guild's National Conference in Sydney and Tasmania. In her capacity as a lacemaker and designer, Louise has exhibited her work both locally and internationally. Her designs have been presented in the *LACE EXPRESS* magazine and the I.O.L.I. *BULLETIN*. Additionally, she has published three books of original patterns and has made an instructional video on Milanese Lace through Hensel Productions.



Contemporary Lace—New Applications of Traditional Techniques—Intermediate and Advanced

Teacher: *Holly Van Sciver*

Using a Martine Bruggeman design, or one of your own selection or creation, Holly will show you how to apply traditional free, tape, and continuous lace techniques to translate the design into lace.

Beginners will make a Martine Bruggeman design, where all the colors and stitches are worked out and diagrammed in advance, so its easy! In this class, there is no possibility of mistakes—just fun painting with threads in any style or direction you want!

Continuing students of Holly's adapted or original designs in floral Beds (Lester) or Floral Bucks are welcome. *Prerequisites: Strong fundamentals of bobbin lace*

Holly has been a student and teacher of lacemaking for over 39 years. Originally trained in England, she teaches a wide variety of laces but specializes in 19th Century English laces. Her most recent work features Lester and floral Bucks designs, as well as interpretive lacemaking of non-traditional designs. She has taught and lectured internationally and is a leader in teaching the fundamentals underlying lacemaking theory and design.

Cantú—All Levels

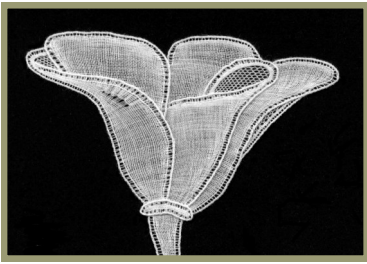
Teacher: *Betty Manfre*

Coasters, bookmarks, flowers, or figures can be made while learning Cantú bobbin lace.

The techniques included are Classic Cantú (Venetian Piont), Mimosa, Punto Ornato (used in making animals and figures), and Italian Rosaline. The class project will be chosen according to the level of ability and interest of the individual student.

Betty will also be our keynote speaker at the banquet






Withof and a Potpourri of Lace—All Levels

Teacher: Susie Johnson

This class has been designed for the student who is looking for something just a bit different. Projects for a variety of laces will be on the menu, including the beautiful art nouveau designs of Withof, historic and airy Brussels Duchesse, 's Gravenmoerse with its unusual half stitch, traditional Torchon, and the always lovely geometric Bucks. Looking for help with tension or understanding the logic of your lace? Happy with your lace but feeling the need to tweak it? This is the place for you. And don't forget the UFO opportunities in this class! Upon request and approval, students are welcome to pursue other laces, including help with stalled or long-awaited projects.

Since she started making lace in 1981, Susie pursued the serious study many different types of laces with different teachers from a number of different countries. Although best known for her work in Withof, she has also been teaching many other laces for over 20 years at events such as IOLI conventions, The Winter Lace Conference, the Finger Lakes Lace Days in Ithaca, and Lace at Sweet Briar, as well as twice-weekly classes at home. Her work has been exhibited internationally, and she has been the co-coordinator of the International Poppy Project.



Beginning Bead Knitting—or “Adding Bling With Sticks and Strings”—All Levels

Teacher: Kathy Kirchner

Students will learn seven ways of adding beads while knitting a sampler suitable for uses as a bookmark or “page weight”. The first session will cover understanding bead diagrams and the hands-on application, the second, students will draft their own bead designs—in one color or multiple - and begin to knit a beaded bag. A fun and relaxing project is planned for the third session.

Full instructions, arranged in approximate order of difficulty, are given to allow the leaves to be worked in nine different ways. In terms of difficulty, they range from the most basic of lacemaking techniques to a more demanding selection of Milanese braids: Ribbon, Ovals (plus a variation), Lattice 1, and Kisses.

Knitting techniques covered include increasing, decreasing, knitting in the round, and i-cord. Basic knitting skills required.

Kathy Kirchner comes from a family of fiber artisans—at least as far back as the seventeenth century when a Prague census listed a great+ grandfather as a “Master Sock Manufacturer”. Her own fiber interests began at age five with her first sewing cards, beading with her first loom at age seven. She has been combining the two since. Primarily, a self-taught knitter, Kathy's background includes classes with Susan Kawamoto and Galina Khmeleva. Beading teachers include Diane Fitzgerald and Carol Perrenoud. A member of the Metropolitan Chapter IOLI, Beehive Lacers, Great Lakes Beadworkers Guild, and Eastside Handweavers, Kathy has been teaching bead applications in fiber arts, including knitting, tatting, kumihimo, and bobbin lace for over 10 years.



THE RAFFLE COMMITTEE CAN USE YOUR HELP . . .

If you have an item or two you would like to contribute to the raffle, please let us know.

Contact Betty Ward at 1-714-522-8118 or betnor@aol.com OR Belinda Belisle at 1-562-596-7882 or belis92645@aol.com

Confirmation of courses and supply lists will be e-mailed by January 15.

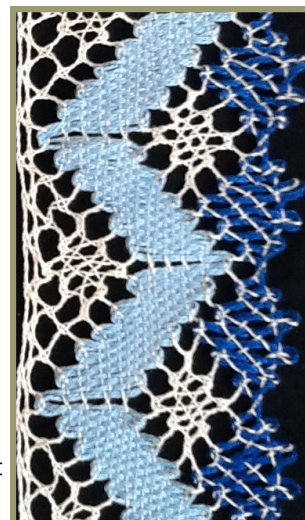
Spanish Dolina Lace—All Levels

Teacher: *Dagmar Beckel-Machyckova*

Spania Dolina is a village in Slovakia, where lace was used as main source of income for families of miners. Traditionally colorful lace used to decorate folk clothing in Central and Eastern Europe, it is a form of continuous lace. To be authentic it has to be made of a minimum of 25 pairs, roughly a 3.25" width. We will start with a simple pattern of 11 pairs and work our way up to a full doily edging of 25 pairs. We'll accompany the quiet moments of lacemaking by reading stories of European lacemakers from the 1800s. Basic lacemaking skills are required—full stitch and half stitch.

Original pillows and bobbins will be available for purchase but not required for the class.

Dagmar says she was 9 years old and on a vacation in Slovakia when she encountered lacemaking. Since then, she has been a student as well as a teacher of the art. She has earned a Lacemaker Degree from the School Institute of Art Manufacturing (Prague, Czech Republic, 2001), studied Honiton lace in the UK, and is author of several articles on bobbin lace. Dagmar says she finds lace completely thrilling, and it always makes her feel like she has a special ability to connect to history.



Extra Pre-Conference Workshops

Special Pre-Conference Workshops—

Friday, February 14, 2014

Do you want more time at your lace? If your answer is “YES,” you will want to sign up for one of the Friday workshops. Fee includes one-on-one instruction with the teacher, as well as lunch.

Classes have limited enrollment. Get your registration in early to reserve your seat!

ADVANCED and INTERMEDIATE MILANESE—With Louise Colgan (full day)

Louise Colgan's Friday class is offered for students wishing to work on larger pieces already in progress or to start an advanced piece that requires additional time beyond the standard conference days. We will limit the size of the group so each student will have greater opportunity for more personal attention and in-depth study.

WITHOF and a POTPOURRI of LACE—With Susie Johnson (full day)

Susie Johnson's Friday's class will provide the student with more opportunity for in-depth discussions than is possible in a regular class day. This class is not for people new students but is suited to all continuing people who would like to have a day where they would have more teacher time and as many questions and answers that can be crammed into one day along with technical discussions and lots of theory in addition to tweaking their work. This class is also ideal for those wanting to finish (or start) a project.

Cancellation Policy: If you need to cancel, please tell us immediately so someone else may have your place. Requests for refunds must be made in writing to Betty Ward and must be postmarked by January 15, 2014. Refunds will be subject to a \$25 cancellation fee. We will not be able to honor requests for refunds postmarked after January 15.

The Conference Registration Form

Saturday & Sunday Class Choices

(Monday—if attending additional day)

(Workshops run concurrently; please list your choices in order of preference.)

First Choice: _____

Second
Choice: _____

**Class prices
same as 2013!**

Photocopies are accepted.
Please one person per form.

All payments in U.S. dollars.

**Registrations must be
postmarked ON or
AFTER October 1, 2013.**

For questions about registration,
contact: Betty Ward at
1-714-522-8118 or
betnor@aol.com.

Event	Indicate Choice	Price per Person	Total
Conference Registration (for those staying at the Hotel Hanford) Registration includes Friday reception, access to the vendor hall, lunch on Saturday, and buffet breakfast on Sunday—NOTE: ALL ATTENDEES MUST REGISTER FOR THE CONFERENCE. CONFERENCE REGISTRATION FEE DOES NOT INCLUDE CLASS REGISTRATION—REGISTER FOR CLASSES BELOW.		\$70.00	
OR	↕		↕
Commuter Conference Registration Commuter registration includes all items mentioned above.—NOTE: ALL ATTENDEES MUST REGISTER FOR THE CONFERENCE. CONFERENCE REGISTRATION FEE DOES NOT INCLUDE CLASS REGISTRATION—REGISTER FOR CLASSES BELOW.		\$135.00	
Class Registration (Class registration covers classes for Saturday and Sunday.) Please indicate your class choice on the lines at the top of this page.		\$180.00	
Sunday Banquet & Presentation (Please indicate number of each meal—including guests.) _____ Chicken _____ Fish _____ Vegetarian <i>Diet Restrictions:</i> _____	Total number of people: _____	\$50.00 each	
Special Workshop Friday, February 14 —includes lunch _____ Louise Colgan OR _____ Susie Johnson		\$85.00	
Monday Workshop —an <u>extra</u> class with your weekend teacher. Note: The hotel dining room is now open for those wishing to purchase lunch on Monday. There are also other dining establishments in the area.		\$60.00	
Light Rental —If you are traveling to the Conference and don't want to bring a light, we will make arrangements for light rental. Fee covers use of one light for all days registered.		\$15.00	
Special Winter Lace Conference Bobbins (Please indicate the number of bobbins for each type.) _____ Continental _____ Midlands	Total # Bobbins: _____	\$30.00 each	
TOTAL			

Name: Please PRINT clearly—your nametag will be made from this form.

Name _____

Street Address _____

City _____

State _____

Zip Code _____

Phone Number _____

Email Address _____

**To reduce costs, most
communication will
be via e-mail. Please
provide your e-mail
address & remember
to check your files for
updates .**

Cancellation Policy: If you need to cancel, please tell us immediately so someone else may have your place. Requests for refunds must be made in writing to Betty Ward and must be postmarked by January 15, 2014. Refunds will be subject to a \$25 cancellation fee. We will not be able to honor requests for refunds postmarked after January 15.

- Make checks payable to:
Winter Lace Conference
- Mail completed registration form and check to:

Betty Ward

7895 San Marino Drive

Buena Park, CA 90620-2394

The Venue

Hotel Reservations

The conference is being held at the Crowne Plaza at 3131 South Bristol, Costa Mesa, CA 92626. The Crowne Plaza is at the center of Orange County, just 1-1/2 miles from John Wayne Airport and close to the world class South Coast Plaza and Orange County Performing Arts Center complex.

1. **Make your hotel reservations directly with the Crowne Plaza at 714-557-3000.**
2. **To get the special rate, you will need to make your reservation prior to January 14. Make sure you tell them you are with “*Winter Lace*” !**

Back by Popular Demand

**Enroll
now!**

- Sunday brunch included in your registration.
- Vending hall open Friday evening—as well as Saturday and Sunday!
- Special Winter Lace Conference bobbins.
- Limited-enrollment workshops on Friday!

Winter Lace Conference

c/o Betty Ward
7895 San Marino Drive
Buena Park, CA 90620-2394

**Registration Date is
October 1, 2013!**